



CASTACRETE

Beautiful Gardens **Set In Stone**

Welcome To Castacrete Limited

With 60 years of passion, craftsmanship, and expertise in the landscaping industry, Castacrete Limited proudly celebrates a remarkable milestone. What began as a simple idea in a back garden has grown into a thriving and well established organisation, recognised both nationally and internationally for its unwavering commitment to quality and exceptional customer service.

The journey started in the 1960s, when our founder and Managing Director had a lightbulb moment to manufacture paving slabs. With nothing more than a cement mixer and a set of basic tools, he brought that vision to life, officially establishing the company in 1966. Six decades on, that same entrepreneurial spirit continues to drive Castacrete forward.

Over the years, the business has expanded significantly. Today, Castacrete operates manufacturing sites across the UK, producing a wide and versatile range of paving products, including paving slabs and driveway blocks, all under its trusted brand. Our diverse collection caters to every style and budget, ensuring customers can create outdoor spaces that truly reflect their vision. Customer service has always been at the heart of our success. For 60 years, we have built lasting relationships and earned a strong reputation by consistently delivering quality products and dependable support.

In recent years, Castacrete has embraced the growing demand for premium materials, expanding into Natural Stone and Porcelain. With natural stone sourced from India and porcelain products imported from across the globe, we continue to evolve, helping every customer find the perfect fit for their space.

As we celebrate this 60 year milestone, we remain as committed as ever to innovation, quality, and service. The paving industry continues to evolve, and Castacrete is proud to evolve with it, always striving to deliver the very best.

Thank you for being part of our journey. We hope this brochure inspires you with ideas and possibilities. For more case studies and information, please visit www.castacrete.co.uk



@Castacrete

Contents

■ Concrete Paving	04
■ Block Paving	16
■ Porcelain	26
■ Natural Stone	52
■ Decorative Aggregates	62
■ Laying Patterns	66
■ Guidance & Tips	70





Concrete Paving Collection

At Castacrete, we take pride in creating paving products that are not only timeless but also designed to meet a wide range of tastes and budgets. Manufactured in the UK, our paving offers the perfect blend of traditional craftsmanship and modern appeal, ensuring that we can help you create the outdoor space of your dreams. Whether you're looking for a classic, time-honoured style or a more contemporary finish, our extensive range of paving options is sure to satisfy your needs.

Our paving slabs come in a variety of colours, sizes, and shapes, allowing for endless design possibilities. With many years of experience in crafting decorative concrete products, we've honed our expertise to produce slabs that offer lasting quality and strength. Each piece is designed to complement and enhance your outdoor environment, ensuring that your space remains as beautiful and functional for years to come. At Castacrete, we're committed to providing authentic, high-quality products that stand the test of time.





Mellow Stone



Autumn Gold

Rutland

Introducing the Rutland Paving Range – designed to capture the elegance of natural stone. Available in three stunning colours, this range offers both single-sized slabs and convenient pre-packed patio packs. Each patio pack is expertly designed to take the guesswork out of your project, offering a hassle-free solution – it’s truly a “patio in a pack.”

With four beautiful design patterns to choose from, including the Oakham and Ashwell, the patio packs feature multiple sizes that create a charming, random layout. The versatile design makes it easy to extend and adapt to any space, transforming your outdoor area with ease.

Colours	Sizes	Pack Size Info	Qty	KG per pack
Mellow Stone Autumn Gold *Winter Stone*	Oakham Pattern – Patio Pack	Patio Pack	7.2m ²	500
	Ashwell Pattern – Patio Pack		6.08m ²	372
	Langham Pattern – Patio Pack		9.72m ²	675
	Hambleton Pattern – Patio Pack		9.00m ²	625
	600mm x 600mm	Single Size Pack	32	755
	600mm x 450mm		32	560
	600mm x 300mm		64	755
	450mm x 450mm		70	840
	450mm x 300mm		64	556
	300mm x 300mm		128	755

Winter Stone not available in Ashwell Packs



Autumn Gold



Mellow Stone



Winter Stone



Courtyard

The Courtyard Paving Range offers a stunning, authentic look reminiscent of aged, foot-worn flagstones found in historic city streets and courtyards. This distinctive colour and texture, usually developed over centuries of weathering, is now available for your outdoor spaces, making it the perfect choice for both amateur and professional garden designers alike.

Its timeless, weathered appearance effortlessly adds character and charm, whether you're creating the inviting atmosphere of a traditional cottage garden or the refined elegance of a formal Victorian garden. A sophisticated, classic look that stands the test of time. Make the smart choice with Courtyard Paving and transform your garden into a timeless masterpiece.

Colours	Sizes	Pack Size Info	Qty	KG per pack
Old Grey	Oakham Pattern - Patio Pack	Patio Pack	7.2m ²	500
	Hambleton Pattern - Patio Pack	Patio Pack	9.00m ²	625
	600x600mm	Single Size Pack	32	755
	600x450mm		33	578
	600x300mm		64	755
	450x450mm		72	864
	450x300mm		66	574
	300x300mm		128	755



Old Grey



Economy

Economy Riven Paving is the ideal choice for anyone looking for a versatile, budget-friendly paving option that doesn't compromise on style. With its riven texture, subtle colour palette, and virtually straight edges, this paving slab is perfect for both contemporary and traditional landscapes. Whether you prefer a sleek, modern design with narrow joints or a more classic paved look with wider gaps, Economy Riven offers the flexibility to suit your project.


Available in three understated colours – Natural, Stone, and Dark Grey – this affordable slab is not only the cheapest on the market but also makes an attractive addition to any garden. Whether used as a stylish garden dresser or a sturdy shed base, Economy Riven Paving is a practical and cost-effective solution that still delivers on visual appeal.

A smart choice for those who want value without sacrificing style.

Colours	Sizes	Pack Size Info	Qty	KG per pack
Natural Stone Dark Grey	600mm x 600mm	Single Size Pack	33	779
	450mm x 450mm		66	888
	600mm x 300mm		66	779



Natural



Stone



Dark Grey




Classic Dark Grey

Classic

The Classic Paving Collection offers a step up from the Economy range, providing a slightly higher-spec option that combines versatility, style, and durability. Designed to bring enhanced flexibility to your outdoor spaces, this collection is available in three elegant colours and two attractive finishes, allowing you to choose the perfect match for your design vision. With a robust 38mm depth, it ensures long-lasting performance while adding a touch of sophistication to your surroundings.

Ideal for complementing any flower or plant, the Classic Paving Collection enhances your garden's beauty through every season. Its timeless aesthetic works seamlessly with a variety of garden styles, whether you're cultivating vibrant blooms in the spring or rich foliage in the autumn. This collection provides a versatile yet refined alternative to the Economy range, offering the perfect balance of strength, style, and functionality for those looking to elevate their outdoor space with quality paving that stands the test of time.


Colours	Sizes	Pack Size Info	Qty	KG per pack
Buff Natural Dark Grey	Riven 450mm x 450mm Smooth 450mm x 450mm	Single Size	56 58	952 986



Dark Grey
Riven



Natural
Riven



Buff
Riven



Dark Grey
Smooth Texture



Natural
Smooth Texture



Buff
Smooth Texture



Textured

Castacrete's Textured Paving is a market leader and a popular choice for both residential and commercial projects. Known for its modern, clean aesthetic, this paving features a shot-blasted surface that exposes the natural limestone aggregate, creating a striking, durable finish. Not only does this process enhance the visual appeal, but it also adds a slip-resistant feature, making it a practical choice for any space.

Favoured in many new build properties across the UK, Textured Paving delivers a contemporary, stylish look that is versatile enough for both modern and traditional designs. With straight sides, the slabs can be laid side by side for a seamless, joint-free contemporary appearance. Alternatively, a slight gap between each slab creates a more classic, traditional feel, which can be finished with your choice of jointing product.

Available in three sizes and four modern colours, Textured Paving can also be manufactured with a 50mm depth for commercial projects, offering the same quality and durability for high-traffic areas. Its sleek design and practical features make it an ideal choice for anyone looking to elevate their outdoor space with a product that combines style, durability, and performance.

Colours	Sizes	Pack Size Info	Qty	KG per pack
Natural Dark Grey Yellow *Red*	Oakham Pattern - Patio Pack	Patio Pack	7.2m ²	548
	600mm x 600mm	Single Size	33	924
	450mm x 450mm		68	952
	600mm x 300mm		66	924
	300mm x 300mm		132	924

Red not available in Oakham Packs & 300mm x 300mm



Natural



Dark Grey



Red



Yellow



Block Paving Collection

Driveways make a strong statement about your home, offering the first impression to the outside world. While driveway landscaping trends have evolved over the years, concrete block paving remains a timeless choice. Practical, affordable, and versatile, it seamlessly suits both traditional and contemporary styles.

As a market leader, our classic rectangular driveway blocks combine style and functionality, ideal for driveways, pathways, and patios. At Castacrete, we bring decades of expertise to manufacturing high-quality blocks, with a focus on innovation and rigorous quality control. Our range includes vibrant colours, various styles, and finishes to suit any taste, available in 50mm, 60mm, and 80mm.

To support sustainability, we offer Permeable Block Paving, designed to improve drainage and reduce flooding in line with Sustainable Urban Drainage Systems (SUDS). Practical and eco-friendly, it ensures efficient water flow through the surface while enhancing your outdoor space.



Driveway Block Paving

With a choice of ten colours, including three multi-coloured options, our paving is engineered to complement any environment. Whether you're looking for a timeless, traditional feel or a more modern, dynamic aesthetic, our blocks are the perfect solution for creating a lasting impression.

Colours	Sizes	Pack Size Info	Qty (m ²)	KG per pack
Autumn Mix	200mm x 100mm x 50mm	Pack	9.76	1025.8
Brindle				
Bracken				
Ash				
Charcoal				
Red				
Buff				
Natural				
Carbon Black				
Silver Grey				

Colours	Sizes	Pack Size Info	Qty (m ²)	KG per pack
Brindle	200mm x 100mm x 60mm 200mm x 100mm x 80mm	Pack	8.08 6.16	1020 1035
Charcoal				
Autumn Mix				
Natural				
Red				



Permeable Block Paving

Available in 60mm and 80mm thickness options, our Permeable Block Paving comes in both regular and aged finishes to suit your preferred style. It combines functionality with visual appeal, providing an eco-friendly solution without compromising on quality or aesthetics.

Colours	Sizes	Pack Size Info	Qty (m ²)	KG per pack
Brindle	200mm x 100mm x 60mm 200mm x 100mm x 80mm	Pack	8.08 6.16	1020 1035
Charcoal				
Autumn Mix				
Natural				

Other colours available at request



Colours	Sizes	Pack Size Info	Qty (m ²)	KG per pack
Brindle	Aged 3 size Permeable x 60mm Aged 3 size Permeable x 80mm	Mixed Pack	8.00 6.45	1050 1100
Charcoal				
Autumn Mix				
Natural				

Size Breakdown - 320x160, 240x160 & 160x160

240x160x80 Single Size available on request





Aged Carbon Black



Brindle



Charcoal



Autumn Mix



Autumn Gold



Silver Grey



Ash



Mellow Stone



Burnt Willow



Natural



Carbon Black

Aged Effect Block Paving

This range has been specifically designed to achieve a clean edge finish while maintaining a rustic, aged appearance. Available in 50mm and 60mm, with 80mm available on request, it offers a versatile paving solution that complements a variety of outdoor spaces. The three-size pack is an excellent option for driveways, providing flexibility in design and layout.

The colour range of this paving perfectly complements a wide variety of brickwork on houses and walling, ensuring a seamless integration with different architectural styles. Its face-aged appearance blends effortlessly into a range of settings, from traditional to modern, making it a timeless choice for any project.

Colours	Sizes	Pack Size Info	Qty (m ²)	KG per pack
Autumn Gold	3 size Mixed Pack x 50mm 160mm Modular	Mixed Pack	11.52	1219.2
Brindle				
Charcoal				
Burnt Willow				
Mellow Stone				
Autumn Mix				
Natural				
Ash				
Carbon Black				
Silver Grey				

Single Sizes are available on request = 240x160mm; 160x160mm; 120x160mm 11.38

Colours	Sizes	Pack Size Info	Qty (m ²)	KG per pack
Brindle	3 size Mixed Pack 160 Modular x 60mm 3 size Mixed Pack 140 Modular x 60mm 3 size Mixed Pack 160 Modular x 80mm	Mixed Pack	8.00 8.64 6.45	1050 1087 1050
Charcoal				
Carbon Black				
Autumn Mix				
Natural				
Ash				
Silver Grey				

Single Sizes are available on request



Pencil Autumn Mix



Natural



Brindle




Charcoal



Mellow Stone



Silver Grey



Autumn Mix




Burnt Willow



Ash



Autumn Gold



Carbon Black

Pencil Edge Block Paving

The Pencil Edge Collection is set to be the new must-have for any outdoor project. Whether you're aiming for a contemporary or traditional finish, this stylish, smooth-finished block offers the perfect solution, combining versatility with affordability. Available in ten colours and three sizes, it provides limitless design possibilities, making it ideal for both border and main area applications.

The Pencil Edge block delivers a crisp, clean, and modern look, offering an authentic and unique aesthetic that enhances any space. Its sleek appearance creates a visually appealing finish that stands out while maintaining timeless appeal.

Colours	Sizes	Pack Size Info	Qty (m ²)	KG per pack
Autumn Gold	3 size Mixed Pack x 50mm 160mm Modual	Mixed Pack	11.52	1219.2
Brindle				
Charcoal				
Burnt Willow				
Mellow Stone				
Autumn Mix				
Natural				
Ash				
Carbon Black				
Silver Grey				

Single Sizes are available on request = 240x160mm; 160x160mm; 120x160mm 11.38

Colours	Sizes	Pack Size Info	Qty (m ²)	KG per pack
Brindle	3 size Mixed Pack x 60mm 140mm Modual	Mixed Pack	8.64	1219.2
Charcoal				
Autumn Mix				
Natural				

Single Sizes are available on request = 210x140mm; 140x140mm; 105x140mm 8.7

Other colours available at request



Driveway Kerb Carbon Black



Ash Slims

Kerb & Slim Block Paving

Kerbs

Castacrete kerbs are the perfect finishing touch to complement and enhance our three block paving ranges, though they can easily be used beyond these applications. Available in two sizes—Kerb Large (KL) and Kerb Small (KS)—and featuring a dual-purpose design (chamfered and bullnose), these kerbs provide both style and functionality.

Whether you're completing a driveway, pathway, or garden project, these kerbs offer a professional look that ties your space together. Their versatility and sleek design make them a great addition to any project, providing the ideal finishing detail to elevate your outdoor area.

Colours	Sizes	Pack Size Info	Qty (Units)	KG per pack
Brindle Carbon Black	Large Kerb = 100x127x200mm	Pack	216	1100
	Large Bullnose External	Individual	N/A	N/A
	Large Bullnose Internal			
	Large Chamfer External			
	Large Chamfer Internal			
	Small Kerb = 100x127x125mm	Pack	324	1000
	Small Bullnose External	Individual	N/A	N/A
	Small Bullnose Internal			
	Small Chamfer External			
	Small Chamfer Internal			

Slims

These stylish concrete slim blocks are a standout choice for creating both striking straight paths and charming meandering walkways. Their sleek, narrow format offers endless design possibilities, making them perfect for creating a unique look in any space. A standout feature is their ability to be laid in a classic herringbone pattern, adding a sophisticated touch to your outdoor design.

As a cost-effective alternative to traditional clay paving, these concrete slim blocks bring a distinctive, modern appeal to your project. Mixing the two-colour options not only enhances the visual interest but also creates a stunning, bespoke finish that will make your outdoor space truly one-of-a-kind.

Colours	Sizes	Pack Size Info	Qty (Units)	KG per pack
Charcoal Ash Natural	200 x 50 x 60mm	Pack	768	1020



Woodgrove Beige

Porcelain Paving Collection

Porcelain is rapidly becoming the must-have choice for any garden, and at Castacrete, we are excited to offer a carefully selected range of porcelain paving that's designed to complement your vision and bring your outdoor space to life. Building on our already popular collection, we have expanded our offering with a diverse selection sourced from different countries around the world, giving you a variety of options to suit your style.

Porcelain is a highly durable, man-made product created from a blend of clay, sand, and other minerals, fired at high temperatures in a kiln. This process results in a paving material that's exceptionally hard-wearing and incredibly easy to maintain. Thanks to its non-porous finish, porcelain stays looking pristine year after year with minimal effort, offering longevity and a timeless, elegant look for your garden. Whether you're after a sleek modern vibe or a more classic aesthetic, porcelain is the perfect choice to elevate any outdoor space.





Diamond White

Diamond Range



Introducing the new Diamond Range, released in celebration of 60 years of excellence. Set to become highly sought after for its elegant design and versatility, this sophisticated collection offers a seamless blend of indoor and outdoor living, bringing a refined touch to any space. Available in 900x600 and offered in three stunning colours: Grey, Anthracite & White. The Diamond Range is the perfect way to add a touch of class and style to your home. Whether you're enhancing your existing environment or creating a striking new outdoor area, this tile delivers a timeless, luxurious feel to every setting.


Colour	Pack/Size Info	M ² covered	kg per pack	Pieces per pack
Diamond Grey	600x900mm	21.6 m ²	968	40
Diamond Anthracite				
Diamond White				



Diamond Anthracite



Diamond Grey



Diamond White



New Stone Anthracite



New Stone Grey



New Stone Sand

New Stone

The New Stone product line is a creative and unique range designed for those seeking sophistication and versatility. With its stunning stone texture, this collection is perfect for your space, effortlessly blending elegance with practicality.

Available in four beautiful colours Grey, Anthracite, Ivory, and Sand, the New Stone range adds a luxurious, timeless touch to any environment. Whether you're refreshing your space or transforming your outdoor areas, this tile offers the perfect balance of style and durability. Ideal for those who appreciate high-quality design, the New Stone collection is the ultimate choice to elevate your space with a refined, modern flair.

Colour	Pack/Size Info	M ² covered	kg per pack	Pieces per pack
New Stone Anthracite	600x900mm	21.6 m ²	968	40
New Stone Grey				
New Stone Ivory				
New Stone Sand				



Stone Anthracite



Stone Grey



Stone Ivory



Stone Sand



Castone

The 800x800 Castone tile, available in five stunning colours, is designed to open up any outdoor space, creating the illusion of a larger, more expansive area. Complemented by the 600x600 option in three matching colours, this large-format paving is perfect for wider landscapes, offering a steady and uniform surface that enhances the flow of your garden.

Tailored for those seeking a modern aesthetic, the Castone tile is the ideal choice to infuse your outdoor living space with a contemporary, minimalist feel. This stylish porcelain paving merges modern design with industrial heritage, making it a perfect option to create a sleek, cutting-edge garden look. Look no further than Castone to elevate your space with timeless sophistication and modern flair.

Colour	Pack/Size Info	M ² covered	kg per pack	Pieces per pack
Castone Dark	600x600mm	23.04 m ²	998	64
Castone Light				
Castone Beige				
Castone Dark	800x800mm	19.2 m ²	849	30
Castone Light				
Castone Beige				



Beige



Dark



Light



Dark Grey




Light Grey

Etna


The Etna Range has been thoughtfully curated for its exceptional durability and easy maintenance, while showcasing the timeless charm of natural stone. With its stunning stone-effect appearance and a carefully chosen selection of colours, the Etna Range is perfect for creating both traditional and contemporary looks. Whether you're looking to add rustic character or sleek elegance to your outdoor space, you will be delighted by the results.

Available in one versatile size in two colours, the Etna Range is sure to impress and inspire. It's the ideal choice for anyone seeking a balance of beauty, practicality, and lasting quality, and is sure to garner admiration from all who see it. Transform your outdoor area with Etna – a paving range that truly stands out.

Colour	Pack/Size Info	M ² covered	kg per pack	Pieces per pack
Etna Dark Grey	400x800mm	17.28m ²	788	54
Etna Light Grey				



Dark Grey



Light Grey



Dark



Grey



Light

Woodgrove

The Woodgrove range has been thoughtfully chosen for its functionality, and, most importantly, its captivating aesthetic. With its natural woodgrain effect surface and a combination of stylish colours, this range is the perfect alternative to traditional decking, offering the timeless charm of aged timber flooring without the maintenance hassle.

As decking becomes less desirable due to its upkeep, the Woodgrove range is rapidly growing in popularity as a low-maintenance, long-lasting option. Offering the rustic yet contemporary look you love, Woodgrove provides all the beauty of wood with minimal care required, making it the ideal choice for those seeking a practical, stunning outdoor space.

Colour	Pack/Size Info	M ² covered	kg per pack	Pieces per pack
Woodgrove Grey	300x1200mm	23.04m ²	960	64
Woodgrove Beige				
Woodgrove Dark				
Woodgrove Light				



Grey



Beige



Dark



Light



Kandla Grey

Kandla Grey Porcelain has become a must have choice for anyone looking to elevate their garden and is the market leader. Available in 600x900mm, 600x1200mm and four sized patio packs, this stunning tile seamlessly blends the timeless elegance of sandstone with the distinctive beauty of porcelain, making it a leading choice for outdoor spaces.

With its non slip surface, Kandla Grey combines style and practicality, offering both safety and sophistication for outdoor living areas. Its versatile modern aesthetic complements any garden design, while the durability and low maintenance qualities of porcelain make it a long lasting investment. Kandla Grey is a standout option that brings enduring style and functionality to any outdoor space.

Colour	Pack/Size Info	M ² covered	kg per pack	Pieces per pack
Kandla Grey	Patio Pack	18.36m ²	916	66
Kandla Grey	600x900mm	21.60 m ²	968	40
Kandla Grey	600x1200mm	21.60 m ²	915	30



Kandla Grey



Quartz White




Earthcore Grey

Quartz White

Quartz White Porcelain Paving Slabs 900 x 600 are a stylish and versatile choice for any outdoor patio. Their sleek white finish creates a clean, modern look that suits both contemporary and traditional garden designs, bringing bright and refreshing “Al Fresco” vibes to any outdoor space.

The large 900 x 600 slabs help create a more open and spacious feel, while the durable porcelain surface offers long lasting strength with minimal maintenance. Combining elegance with practicality, these paving slabs are perfect for creating a refined and inviting garden setting.

Colour	Pack/Size Info	M ² covered	kg per pack	Pieces per pack
Quartz White	600x900mm	21.60 m ²	968	40
Quartz White	600x1200mm	21.60 m ²	915	30



Quartz White

Earthcore Grey

Earthcore Grey Porcelain remains a popular choice for creating a stylish and timeless outdoor space. Its mix of charcoal, dark grey, and light grey tones, combined with soft white waves, gives patios and gardens a modern and luxurious look.

This mid to dark grey porcelain is both durable and easy to maintain, making it ideal for contemporary garden designs. Its subtle textured finish adds depth and elegance, helping create a sleek and sophisticated outdoor setting that will look great for years to come.

Colour	Pack/Size Info	M ² covered	kg per pack	Pieces per pack
Earthcore Grey	600x900mm	21.60 m ²	968	40
Earthcore Grey	600x1200mm	21.60 m ²	915	30



Earthcore Grey



Grey



Crema



Sky

Limestone

Limestone porcelain has become increasingly popular for its ability to mimic the natural beauty of limestone while offering far less maintenance. Perfect for those with a keen eye for contemporary style, its sleek finish complements a variety of garden aesthetics, from modern minimalist designs to lush, traditional landscapes. This versatile material enhances any outdoor space, effortlessly aligning with vibrant, alfresco vibes and seamlessly fitting into all garden styles. Whether you're looking to create a striking feature or a featured area, limestone porcelain is the ideal choice to elevate your outdoor living space.

Colour	Pack/Size Info	M ² covered	kg per pack	Pieces per pack
Limestone Crema	600x900mm	21.60 m ²	968	40
Limestone Crema	600x1200mm	21.60 m ²	915	30
Limestone Sky	600x900mm	21.60 m ²	968	40
Limestone Sky	600x1200mm	21.60 m ²	915	30
Limestone Grey	600x900mm	21.60 m ²	968	40
Limestone Grey	600x1200mm	21.60 m ²	915	30



Sky



Grey



Crema



Country Silver



Mustang Black


Mustang & Country

Coming in slick grey and striking black, our Mustang range offers both performance and style with a slightly textured finish. It provides a stylish and distinctive look, making it the perfect choice for those who want to make a statement in their outdoor spaces.

Available in elegant grey and bold black, our Country range offers both performance and style with a slightly wavy finish. It provides a stylish and distinctive look, making it an equally popular alternative for those who want to make a statement in their outdoor spaces.

Colour	Pack/Size Info	M ² covered	kg per pack	Pieces per pack
Mustang Black	600x900mm 600x1200mm	21.60 m ²	968	40 30
Mustang Grey				
Country Nero		21.60 m ²	915	
Country Silver				

Mustang



Black



Grey

Country



Nero



Silver



Raj



York

Raj

Colour	Pack/Size Info	M ² covered	kg per pack	Pieces per pack
Raj	Patio Pack	18.36 m ²	916	66
Raj	600x900mm	21.60 m ²	968	40

Inspired by authentic natural stone and crafted with class, Raj porcelain brings a luxurious modern look reminiscent of the Mediterranean to your own home. Due to the rise in popularity of lookalike grey sandstone, it was a no-brainer to replicate the second most popular sandstone, combining its stunning aesthetic with all the maintenance benefits porcelain offers. This perfect blend of beauty and practicality ensures you can enjoy the timeless appeal of sandstone without the upkeep.



Raj

York

Colour	Pack/Size Info	M ² covered	kg per pack	Pieces per pack
York Stone	600x900mm	21.60 m ²	968	40
York Stone	600x1200mm	21.60 m ²	915	30

This unique look, inspired by honed natural stone, offers the durability of porcelain, making it the perfect choice for those looking to make their garden stand out. With its striking golden and grey contrast, this surface is not only visually captivating but also exudes a sense of boldness and sophistication. Its distinctiveness and versatility ensure it complements a wide range of outdoor styles, from contemporary to classic, adding a touch of luxury to any space. Whether you're designing a feature area or an entire garden, this porcelain brings unmatched style and practicality to your outdoor environment.



York Stone




Burlington Silver

Burlington

The 600x900 Burlington is offered in three distinct colours and represents a refined range ideal for those seeking a timeless yet contemporary aesthetic. Its sleek finish creates an open, spacious feel while maintaining a balanced proportion that suits a variety of garden styles. This stylish porcelain tile offers a modern alternative to traditional stones, enriching patios, terraces, and pathways with its classic appearance. Crafted with the characteristics of aged slate and a riven texture, it is easy to maintain and designed to stand the test of time, creating an enviable outdoor living space. With its rich colour palette, Burlington Porcelain Paving expresses warmth and sophistication, adding a touch of elegance to any setting. Whether you're creating a cosy patio retreat or revamping a garden walkway, these porcelain pavers deliver versatility and style in equal measure. The low-maintenance nature of porcelain makes these pavers a practical choice for busy homeowners and savvy landscapers alike. Resistant to stains, scratches, and frost, Burlington Porcelain Paving ensures long-lasting beauty with minimal upkeep requirements.

Colour	Pack/Size Info	M ² covered	kg per pack	Pieces per pack
Burlington Ivory	595x895mm	22.36m ²	966	42
Burlington Rustic				
Burlington Silver				



Burlington Ivory



Burlington Rustic



Burlington Silver



Sessanta Anthracite



Sessanta Grey


Sessanta




The Sessanta Italian-inspired Porcelain range, with Sessanta meaning 60 in Italian, has been named to commemorate 60 years of Castacrete. It recreates a classic and timeless look, featuring a smooth blend of varying shades and a subtle texture with non-slip properties that evoke the beauty of natural stone.

Not only beautiful but also practical and easy to maintain, the Sessanta collection offers a natural stone effect that enhances the aesthetics of any space while providing exceptional durability. Available in two colours and one size, it is perfect for creating an understated yet elegant outdoor space.

Colour	Pack/Size Info	M ² covered	kg per pack	Pieces per pack
Sessanta Anthracite	600x900mm	21.60 m ²	968	40
Sessanta Grey	600x900mm	21.60 m ²	968	40



Sessanta Anthracite



Sessanta Grey



Natural Stone Collection

Castacrete takes great pride in the extensive knowledge and experience we have cultivated over the years in importing Natural Stone from India. Our continually expanding network of trusted suppliers allows us to offer a diverse range of high-quality Natural Stone for outdoor use, with a variety of styles, colours, and most importantly, affordability to meet the needs of all markets. This product range has become increasingly popular and highly sought after for its exceptional quality and timeless appeal.

As a family-oriented company, we are deeply passionate about sourcing our materials ethically, ensuring sustainable practices throughout our supply chain. We are committed to maintaining strong, ethical relationships with our suppliers abroad, which not only improves their working conditions but also positively impacts the lives of their employees. At Castacrete, we believe in the power of ethical sourcing and quality, creating a better future for everyone involved.





Raj



Mint

Calibrated Sandstone

The Calibrated Sandstone Collection offers a selection of five market-leading, attractive colours: Raj Sandstone, Grey Sandstone, Camel Sandstone, Mint Sandstone, and Autumn Brown Sandstone. Each colour features a natural hand-cut finish, with slabs 22mm thick and available in a four-size mixed pack, with some options available in single sizes. This wide variety of choices ensures that you can find the perfect fit for your outdoor space.

Indian sandstone paving slabs are renowned for their unique character and versatility, making them an excellent choice for creating stunning outdoor spaces. With their naturally riven surface and an array of vibrant colours, these slabs can complement any garden design, from contemporary to traditional. Not only is Indian sandstone visually appealing, but it is also timeless, offering lasting beauty that will enhance your outdoor area for years to come.

All of our stone is sourced from approved quarries in India and is packed at our supply facilities. This ensures not only a top-quality product but also one that is ethically sourced and produced. Indian sandstone is an environmentally responsible option that provides both beauty and practicality for any outdoor project.

Colour	Pack/Size Info	M ² covered	kg per pack	Pieces per pack
Raj	Patio Pack	15.25 m ²	820	48
	600x900mm	21.10 m ²	1150	38
	600x600mm	14.14 m ²	750	38
Mint	Patio Pack	15.25 m ²	820	48
	600x900mm	21.10 m ²	1150	38
	600x600mm	14.14 m ²	750	38
Camel	Patio Pack	15.25 m ²	820	48
	600x900mm	21.10 m ²	1150	38
	600x600mm	14.14 m ²	750	38
Grey	Patio Pack	15.25 m ²	820	48
	600x900mm	21.10 m ²	1150	38
	600x600mm	14.14 m ²	750	38
Autumn Brown	Patio Pack	15.25 m ²	850	48

15.25m² pack comprises:- 900mm x 600mm x 13, 600mm x 600mm x 13, 600mm x 290mm x 13 and 290mm x 290mm x 9



Black Limestone

Calibrated Limestone

The Calibrated Limestone Patio Pack offers a refined, natural hand-cut finish in two stunning colours, each with a 25mm thickness. Sourced from our approved quarries in India, every piece of stone is carefully packed at our supply facilities, ensuring consistent quality and ethical sourcing.

As a cost-effective alternative to sandstone, this premium limestone provides exceptional value, offering greater thickness and durability. Ideal for those seeking a high-quality, ethically sourced product at an attractive price, the Calibrated Limestone Patio Pack is a perfect choice for enhancing any outdoor space with lasting beauty and style.

Colour	Pack/Size Info	M ² covered	kg per pack	Pieces per pack
Black Limestone	Patio Pack	15.25 m ²	950	48
	600x900mm	21.10 m ²	1355	38

15.25m² pack comprises:- 900mm x 600mm x 13, 600mm x 600mm x 13, 600mm x 290mm x 13 and 290mm x 290mm x 9



Black Limestone



Natural Stone Circles

Our Natural Stone Circle Collection has been carefully curated to perfectly complement our range of natural stone paving. This stunning addition brings both character and elegance to any project, enhancing your outdoor space with timeless appeal. The circles are supplied with a squaring-off kit for ease of installation and are available in five sophisticated colours, all designed to seamlessly coordinate with our existing Natural Stone products.

Colour	Pack/Size Info	M ² covered	kg per pack	Pieces per pack
Raj	Per Pack	2.85m Dia Inc Squaring Off Kit	460	40
Mint				
Camel				
Grey				



Camel Sandstone



Mint Sandstone



Raj Sandstone



Grey Sandstone



Camel 100x100mm



Camel 200x100mm



Raj 200x100mm

Natural Stone Setts

Our natural handcut setts are a must-have accessory to complement any design, adding the perfect finishing touch to your outdoor space. Ideal for creating borders, paths, features, or driveways, they can also be used to frame a lawn, providing definition and contrast. Available in two sizes and five colours, these versatile setts are designed to beautifully complement our extensive range of paving stones, enhancing the overall aesthetic and finish of your project.

The beauty and authenticity of our Sandstone Walling perfectly align with the quality of our Natural Stone products, designed to elevate any outdoor space. Whether used alongside our other natural stone offerings or as a standalone feature, this exceptional product ensures the creation of a wall that exudes distinction. Available in three stunning colours, you can choose to match or create a striking contrast, making it ideal for both traditional and contemporary projects. The outstanding quality and versatility of this walling will add timeless appeal to your outdoor design.

Colour	Pack/Size Info	M ² covered	kg per pack	Pieces per pack	
Raj	100x100mm	N/A	1000	850	
	200x100mm		1200	600	
Mint	100x100mm		1000	850	
	200x100mm		1200	600	
Camel	100x100mm		1000	850	
	200x100mm		1200	600	
Grey	100x100mm		N/A	1000	850
	200x100mm			1200	600



Camel Setts



Grey Sandstone Setts



Mint Setts



Raj Setts




Decorative Aggregates Collection

Decorative aggregates offer endless possibilities for enhancing outdoor spaces, adding colour, texture, and character. Available in a wide range of colours and sizes, these aggregates are a cost-effective, natural material sourced from limestone, flint, and granite. With sizes ranging from 6mm to 50mm, their versatility allows for countless design applications, making them a perfect choice for creating distinctive areas in any outdoor environment that will compliment all our paving.

Aggregates

Scottish Pebbles 20mm - 30mm



Red Granite 14mm



Plum Slate 40mm



Lakeland Grey 14mm



Black Ice 20mm



Green Granite 14mm



Green Slate 40mm



Gold Gravel 20mm



Flamingo 20mm



Cotswold Buff 20mm




20mm Pebbles 10mm Pebbles



Golden Gravel 10mm

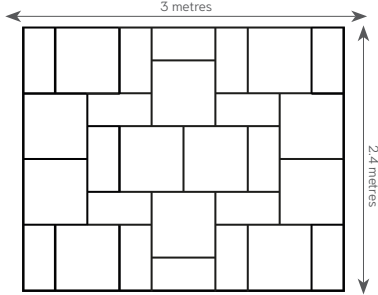


Scottish Cobbles *bulk bags only



Rutland Pre-Packed Patterns


Oakham Pattern



Coverage: 7.2m²

Pack contains: 600mm x 600mm x 12 and 600mm x 300mm x 16

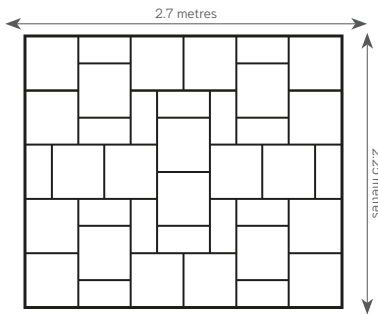
Oakham Extended Pattern



4 Packs joined together: Coverage: 28.8m²

Pack contains: 600mm x 600mm x 48 and 600mm x 300mm x 64. Four Oakham packs have been added together, showing how the straight lines between each pack can be broken up by turning certain slabs, shown in the darker shade.

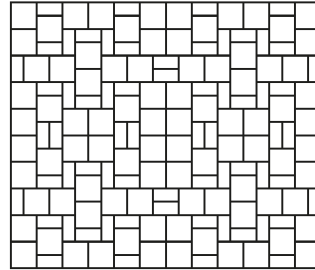
Ashwell Pattern



Coverage: 6.08m²

Pack contains 600mm x 450mm x 15 and 450mm x 300mm x 15

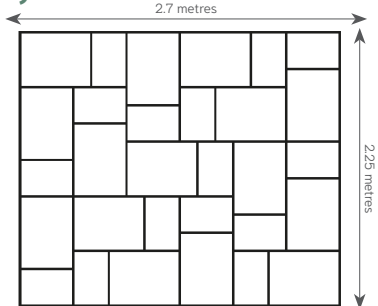
Ashwell Extended Pattern



4 Packs joined together: Coverage: 24.3m²

Pack contains: 450mm x 450mm x 88 and 450mm x 225mm x 64. Four Ashwell packs have been added together, showing how the straight lines between each pack can be broken up by turning certain slabs, shown in the darker shade.


Ryhall Pattern



Coverage: 6.08m²

Pack contains 600mm x 450mm x 15 and 450mm x 300mm x 15

Ryhall Extended Pattern



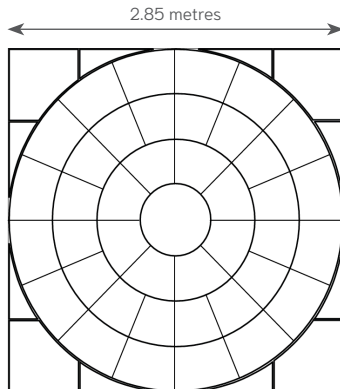
4 Packs joined together: Coverage: 24.3m²

Pack contains: 600mm x 450mm x 60 and 450mm x 300mm x 60. Four Ryhall packs have been added together, showing how the straight lines between each pack can be broken up by turning certain slabs, shown in the darker shade.

Circle Patterns




2.85 Meter Diameter Circle pack with Squaring off Kit




Laying Patterns

7.29m² Random Pattern



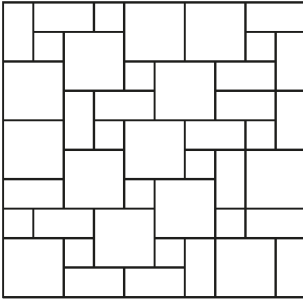
2.7m x 2.7m comprising:- 600mm x 450mm x 11, 450mm x 450mm x 12, 450mm x 300mm x 14. Can be created using Rutland, Courtyard and Traditional Paving

10.89m² Old Dutch Pattern




3.3m x 3.3m comprising:- 600mm x 600mm x 20, 600mm x 300mm x 9, 300mm x 300mm x 22. Can be created using Rutland or Courtyard Paving

9m² Hambleton Pattern



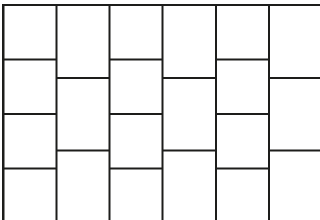
3m x 3m comprising:- 600mm x 600mm x 13, 600mm x 300mm x 18, 300mm x 300mm x 12. Can be created using Rutland or Courtyard Paving

29.16m² Large Area Random Pattern



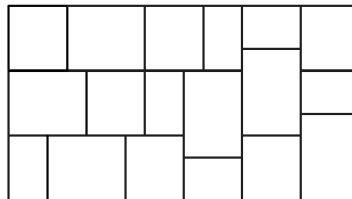
5.4m x 5.4m comprising:- 600mm x 600mm, 600mm x 300mm and 300mm x 300mm x 12. Can be created using Rutland or Courtyard Paving.

4.86m² London Bond Pattern



2.7m x 1.8m comprising:- 600mm x 450mm x 9, 450mm x 450mm x 12. Can be created using Rutland, Courtyard or Traditional Paving.


3.65m² Random Pattern



2.7m x 1.35m comprising:- 600mm x 450mm x 6, 450mm x 450mm x 6 and 450mm x 300mm x 6. Can be created using Rutland, Courtyard or Traditional Paving.


Laying Patterns

14.85m²/15.25m² Natural Stone Patio Packs




15.25m² pack comprises:- 900mm x 600mm x 13, 600mm x 600mm x 13, 600mm x 290mm x 13 and 290mm x 290mm x 9.

Kandla Grey Porcelain 18.36m² patio pack




Porcelain Laying Patterns

Stack Bond




Suitable for 600 x 600 / 900 x 600

Half Bond



Suitable for 600 x 600 / 900 x 600

Third Bond



Suitable for 900 x 600 / 1200 x 600

Guidance & Tips

Product guide manufactured and natural stone paving

Choosing to have a new patio or paved area installed is a long-term investment and needs careful planning. All Castacrete paving products need correct installation, protection and maintenance to help retain their natural character and beauty and the long-term integrity of the area

The following is a guide only, which is applicable to both manufactured and natural stone paving. We would recommend you seek advice from a professional contractor.

Choosing your paving

Be sure that the product you have chosen is suitable for the project you are planning before ordering and more importantly before laying of the paving has commenced.

Things to Consider when ordering your paving

Check quantities required and then check again. Order all materials to complete your project at the same time. To avoid delays to your project once it is underway, do not start work until you are sure all materials you require are with your supplier. NB: All sizing is nominal sizes (imperial sizes where quoted are approx.).

- Please check suitability of the product before purchasing and laying.
- If you have received a sample please be aware this is an indication of colour mix and is only a small representation of the blends that can be present.
- When ordering we recommend an extra 10% to allow for breakages or cutting
- Order all materials to complete your project at the same time.
- If using more than one pack, please ensure that you lay the product at random from all packs to minimize any unavoidable shade variations.
- Consider where you will be laying the product. If the area is shaded it is more likely to attract organic growths that result in stains. Additionally, some products may fade if situated for long periods in direct sunlight
- Always lay paving to the correct falls to avoid water pooling on the paving
- Always inspect the paving before installation
- Deliveries to site/residential addresses will be delivered kerbside from our merchants. It is important the driver has easy access when delivering.
- Deliveries made via a Pallet service have a maximum weight of 1200kgs (1000kgs if a tail lift is required).
- No claims can be entertained once the product has been laid.
- Castacrete recommend that all products are laid by a professional contractor.

Laying the paving

TIPS AND SUGGESTIONS FOR LAYING BOTH MANUFACTURED CONCRETE AND NATURAL STONE PAVING PRODUCTS.

This is not a comprehensive step by step guide, only a recommendation! Always seek professional advice.

The paving you have chosen should be seen as the 'top dressing' to your patio, but the key to achieving the

visual result that enhances your garden is to get the preparation, installation and finishing correct. This will ensure that your new paved area will give you many years of use and pleasure. Choose products and methods suitable for your project, non-professionals should seek advice.

Preparation and Drainage

Always allow sufficient drainage when siting the patio and in preparation of the base. Poor drainage may lead to water retention which could affect the weathering and performance of the paved area.

- Drain away from the house, wherever possible. If the design of the area does not allow this, then drainage channels along the length of the property must be installed.
- Paving should be laid with a fall of 1:80.
- Surface level of the paving should be two courses below the Damp Proof Course of the property.

Laying

- All flags need to be laid on a full mortar bed, with no gaps or voids beneath.
- Do not "Dot & Dab" any stone or concrete product.
- Mortar to be mixed to the ratio of 5:1 sharp sand and cement. Light coloured paving could suffer from discolouration, so we would recommend a silver sand and white cement.
- Full mortar bed to be a 35mm-55mm depth.
- Check levels constantly while you work.
- BEWARE Natural stone is laid with the narrowest surface facing the ground, making an inverted 'V' joint.
- When laying Natural Stone, the jointing gap will typically be 10mm measured at the upper face, depending on the laying pattern selected and the finish on the flags edge.
- On concrete paving, the gap between slabs should be sufficient enough to allow a key for the jointing mix. NB: Some manufactured paving has a sloping side, making a 'V' joint. The base of these slabs must not be touching.
- There are many different ways to join your paving. Using a building sand and cement mix to the ratio of 3:1 is the traditional technique. There are a number of resin/polymeric based brush in products on the market that are just as effective.
- Castacrete recommends Joint-Ex and Joint-Ex Extra Fine Permeable Jointing products.
- If you decide to butt joint Natural Stone this can potentially cause a number of issues once the stone is laid like spalling where the
- stone starts to chip due to direct contact with other slabs and it also encourages delamination where the stone starts to chip and flake
- Brush of any excess mortar or grouting from the stone before it dries taking care not to stain the surface.
- Refrain from using a new patio for the first 24-36 hours, so the mortar can set. After 3-5 days, the patio should be ready for full use.

Cutting

- Avoid cutting concrete paving wherever possible. If absolutely necessary, it is advised that the slab is cut with an angle grinder and diamond cutting blade. Always try to cut in a straight line and avoid cutting angles.

Guidance & Tips

Characteristics of manufactured paving

Our Concrete paving products are designed for decorative use and enjoyed in a domestic garden environment. They are subjected to all extremities of weather and general wear and tear. Concrete is a natural material and it will react with its environment. The reactions seen, particularly on a newly laid concrete patio area, will not be detrimental to the long term use if the paving has been used in an appropriate manner. The following are some points to be aware of:-

Dark Patches

Darker or lighter areas, often appearing in the centre of the paving slab, but can also be seen as uneven patches over the whole surface. The occurrence of this chemical reaction is determined by environmental conditions, such as the amount of the shade or sunlight the area receives, or dampness from surrounding areas, rainfall frequency etc., Their appearance is therefore spasmodic, unpredictable and unavoidable. They will weather out as the slab dries naturally and incidences will reduce as the paving matures in its environment. If a blemish free area is required, alternative materials may need to be considered.

Surface Marks

Scratches or scuff marks on the surface caused in storage and in transit. Surface blemishes caused in transit cannot be avoided and do not affect the long term performance of the concrete. These will fade and weather through normal use.

Characteristics of natural stone paving

Finish and Sizing

As part of the production process, natural stone will contain blemishes, veining, small chipping and small holes. All of which are natural characteristics of the stone. Most chips will not be visible once installed and pointed. Order an extra 10% for wastage, cuts and pieces that you may not wish to use.

Natural Stone varies in colour, texture, markings and touch. These variations are what give natural stone its uniqueness and add to its appeal. Small samples will not always give an accurate reflection of how the patio will look once finished. Therefore, we recommend you visit one of our stockists who will be more than happy to advise you. These variations are accepted as unavoidable within the landscaping industry. Natural Stone will have a dimension tolerance of +/- 5mm.

Colour Variations

All natural stone contains a variation in colour, veining, shading, may contain blemishes and other natural characteristics. These are all perfectly normal and not a sign of any fault in the product. Natural shade variations need to be evenly distributed across the paved area. If multi packs are ordered, open and sort all crates so a good colour mix can be achieved.

Grey Sandstone contains natural iron and this may oxidise and show as brown markings. This is inherent in the stone and should not be seen as a fault.

Black Limestone may lighten as a result of natural light and weathering. Please contact your stockist or speak with a professional contractor for advice. Castacrete cannot be held responsible or accept liability for natural characteristics within the stone.

Characteristics of granite stone

Granite is natural rock; it's innately filled with imperfections such as veining, chips and variations in color. Dark or solid colored granite shows natural imperfections, dings and spills more easily than lighter granite. There is a difference between a "crack" and a "fissure." Fissures (veins) occur naturally in the stone and are created during the rock's formation.

This is not considered a fault in the product, but an inevitable feature that often adds to the natural beauty

Maintenance and aftercare of concrete and natural stone

To keep your patio in its best condition, regularly sweep and clean normal garden detritus immediately to prevent staining. DO NOT use harsh acid base chemical cleaners or power washers to clean decorative paving. Sufficient cleaning can be achieved by the occasional wash with mild soapy water and thorough rinsing.

Sealing

Sealants will often change the look of the paved area and it is the owner's choice whether to do this. We suggest you take the advice of your installer. If the decision is taken to seal we advise that the area should be clean and perfectly dry before the commencement of sealing.

Use an impregnator that will penetrate deep into the stone. This will inhibit water and oil passing through the surface and help prevent staining.

Always follow the manufacturer's installation advice on any product applied to our products.

Regularly clean with a light jet wash each season. We recommend waiting at least 30 days before you jet-wash your new paving to avoid any issues and always use a market leading brand of stone cleaner to keep your stone looking brand new. DO NOT use acid-based cleaners.

De-icing

Do not use any form of salt, especially rock salt to de-ice paving. This may cause immediate and irreparable damage and regular application of salts will undoubtedly cause long term breakdown of the concrete. NB: Castacrete wet cast concrete paving products are designed for domestic use only and whilst they are fit for purpose under normal weather conditions, they cannot be guaranteed for use in areas which regularly experience prolonged dampness or occasional temperatures of below -15°C.

Guidance & Tips

Efflorescence

The Castacrete Group of Companies cannot accept any liability for the temporary effects of the natural phenomenon of efflorescence. This can occur in both concrete products with a high cement content and some types of Natural Stone. This white powdery like substance is extremely common on both un-laid and laid concrete products. It ranges from a mild bloom which gives the appearance of colour loss to large white blotches on the surface. Its appearance can be very spasmodic and unpredictable, but is not detrimental to the performance of the concrete. It can also show itself as streaks or a mottled or spotted effect. Although most commonly associated with concrete paving products, efflorescence can also affect natural stone when it is laid on a full mortar bed. Limestone products can be particularly susceptible. This is a temporary phenomenon caused by the chemical reaction between water and cement, which will weather out naturally and does not damage the paving. There are many efflorescence removers available for purchase on the market, but we recommend it is left to weather out naturally to avoid any damage to the surface of the paving. Efflorescence is not a fault of the manufactured or natural stone.

Moss, Lichen, Algae & Weeds

It's recommended that the following be removed by scraping out the joints. Weeds however should be removed by hand. Then treat the area with a weed or moss killer. It's best to be applied in dry weather. After being applied it should take a few days to be fully effective. Once growths have been killed, they can easily be brushed off. Anti-moss and weed killer can also leave a residue in the sand joint which will assist the likelihood of re-growth. The manufacturers instructions should always be followed with any cleaning agent.

Green & Black Staining

There are a variety of causes for staining on paving. These are shaded areas that cannot dry, poorly drained areas where water can sit. Fallen leaves which have been left and generally damp areas and can encourage black lichen to feed off the minerals and eventually being absorbed into the paving over time making difficult to remove. The best remedy is to regularly sweep your paved area to avoid growths. Use a soft bristled brush as wire can scratch the surface

Other Stains & Iron Imperfections

Clean accidental stains immediately with a proprietary cleaner specifically formulated for the job and following the manufacturer's instructions for use. Very rarely some Natural Stones and the natural aggregates used in concrete manufacture contain small particles of iron or lignite. When exposed, the iron oxides and the lignite may cause a reddish-brown stain. Clean with a product specially formulated for rust or lignite removal. Some weed killers and grass treatments contain chemicals that stain concrete and stone. If they come into contact with the paving, clean immediately (see above MAINTENANCE). Do not leave any metal garden furniture on paving for long periods of time. Regularly move the furniture and clean the paved area. A choice of specialist concrete cleaners is available through builders' merchants and good DIY outlets.

5 Top Tips

- Prepare and plan
- Always use a full mortar bed when laying the flags. Point all choices of paving.
- When using multiple packs, open all packs and randomly select flags from each pack to blend colour variances.
- DO NOT use acid based cleaners on any of our products. These will severely damage your paving. Use a mild detergent instead.
- Visit your local stockist to view the paving in full. Brochure prints & small samples will not always give accurate colour variations.

Health and Safety

- Store packs on level/even ground
- Open packs at ground level
- Stand to one side when removing strapping and wrapping
- Support leaning slabs as necessary.
- We recommend gloves are worn when handling product
- Some products are an awkward shape or weigh more than 25kgs. If lifting any such products we recommend more than one person assists, or that suitable lifting equipment is used
- Please ensure that suitable eye protection and respiratory protection is worn to avoid inhalation of dust particles.

Disclaimers

Castacrete Limited Concrete Products are made from high quality aggregates, cement and inorganic pigments and are specifically designed for domestic use. We are continually improving the quality and service we provide; therefore, information may be subject to change without prior notice. Although we take every care that the information given in our brochures or on our website is accurate and up to date, no liability of any kind (including liability for negligence) will be attached to the company or their representatives. Colours and finish of products shown in this brochure are as accurate as the printing process will allow, but we strongly advise that you view the actual product before purchase. All sizing is nominal (imperial sizes where quoted are approximate). No responsibility is accepted for use of the product other than that intended by the manufacturer. Please note that the products shown in this brochure does not guarantee availability. Although not affecting your statutory rights, please note that the company cannot accept liability in respect of any costs incurred as a result of uplifting and relaying defective product, if, upon inspection it is proven that the defect ought to have been evident prior to laying. Products, sizes and quantities are correct at the time of printing. Any technical information provided by Castacrete in relation to any product (before or after order) is provided by way of guidance only
NB: Castacrete Limited does not offer a garden design or advisory service for laying paving.

Top Tips For Installing Porcelain Paving

- All porcelain paving tiles vary in size and colour. Matching of batch numbers can reduce the variance when purchasing multiple quantities.
- We recommend installing your porcelain paving on a wet mortar bed of 6:1 sand/grit and cement mix.
- It is strongly recommended to coat the back of each porcelain tile with slurry primer. The slurry primer acts as an additional adhesive agent that will help the tile to form a stronger bond bridge between the wet bed and the paving.
- When laying the paving, to avoid edges from chipping, we recommend you do not butt joint the tiles, it is also recommended to use tile spacers, which will aid you to form consistent spacing throughout.
- Use a permeable jointing product. Our JointEx products are suitable for this.
- A mild detergent cleaner is more than sufficient to clean porcelain paving, although there are many specific porcelain cleaners on the market.
- When cutting, it is recommended to have a continuous water flow applied. This is to reduce the chance of cracking the tile. A suitable good quality diamond cutting blade is advised.
- We recommend keeping a record of the 'batch colour code' of porcelain in case any further stock is required. This can be found on the box the porcelain is packed in.

Castacrete supplies porcelain paving tiles in a thickness of 20mm, which renders it suitable to be laid on several bed types.

Installation on a wet bed

This being the most popular bed for porcelain paving tiles. Preparing a 40mm- 60mm depth bed of a 6:1 sand/grit and cement mix as evenly as possible over the area to be paved with the use of a shovel, leaving a smooth and level surface. It is advisable to allow up to two weeks for the bed to completely dry out before adding an additional 15mm mortar mix, which allow a weight bearing capacity of approximately 38Kg m². Place the slurry primer treated porcelain tiles onto the newly prepared mortar

mix with a twisting and sliding motion which will assist the tiles to bond to the mortar mix. Once satisfied with the placement, the tiles can be left to set/dry.

Installation on a concrete bed

When installing the paving on a concrete bed, if the concrete bed has been laid specifically for the tiling to be applied, it is recommended that it is left for up to a period of 3-4 weeks to allow it to dry out completely in preparation to apply the paving. To adhere the tiling to the cured concrete bed, we recommend the use of a flexible tile adhesive. Spread the adhesive evenly to the prepared concrete bed and underside of the tile, using a notched spreading tool. When satisfied that enough adhesive has been applied to both areas, place the tile into the desired location using a twist and slide motion. Leave to set as per instructions on the adhesive packaging.

For use as stepping Stones

Due to versatility and durability of the porcelain, they can be sunken into a lawned area and used as stepping stones. To achieve this look, you will need to carry out the correct preparation, to minimise movement. To do this, an approximate depth of 50mm plus the depth of the tile will need to be dug out. Place 50mm of 4-8mm sized gravel into the area as a base for the tile to sit on. Place the tile onto the gravel base. Dependant on soil movement, the tile should compact down.

Applying to pedestals and walls

The tiles can be applied to add interest and texture to pedestals and walls. To carry out this method, the original structure to be covered must be structurally sound and solid, as the added weight of the tiles could destabilise an already unstable area. The advised maximum fixing height for applying porcelain tiles is 3.6m. Anything above this height, it is advised to seek professional advice as mechanical fixings may need to be used. To adhere the tiles to the pedestal/ wall surface it is advised a suitable wall tile adhesive/mortar is used.

Colour	Pack/Size Info	M ² covered	kg per pack	Pieces per pack
Regularity Characteristics	Length & Width	ISO - 10454-2	0.6% = 2mm(+/-)	In Accordance
	Thickness	ISO - 10454-2	5.0% = 5mm(+/-)	In Accordance
	Squareness	ISO - 10454-2	0.5% = 2mm(+/-)	In Accordance
	Straightness of Edges	ISO - 10454-2	0.5% = 1.5mm(+/-)	In Accordance
	Flatness of Surface	ISO - 10454-2	0.5% = 2mm(+/-)	In Accordance
Structural Characteristics	Water Absorption	ISO - 10545-3	0.50%	0.10%
	Breaking Strength	ISO - 10545-4	1300 N	13000 N
	Breaking Load Class	EN 1339		U11 / T11
Surface Characteristics	Resistance to deep abrasion	ISO - 10545-6	175mm3	145mm3
Thermal & Hygrometric Characteristics	Linear thermal expansion	ISO - 10545-8	Test available	6.6x10 Deg C
	Thermal shock resistance	ISO-10545-9	Test available	Guaranteed
	Frost resistance	ISO-10545-12	Required	In Accordance
Chemical Characteristics	Chemical resistance	ISO - 10545-13	Test available	Guaranteed
	Resistance to staining	ISO - 10545-14	Test available	Guaranteed
Safety Slip Characteristics	Dynamic slider	BCRA	Test available	0.4
		ASTM-C1028	Test available	
		DIN 51130	Test available	R11



Castacrete Limited
Registered Address
Stone House, East Farleigh,
Maidstone, KENT ME15 0PW

T 01634 729900
E castaorders@castacrete.co.uk
W www.castacrete.co.uk
Registered in England & Wales no.875221